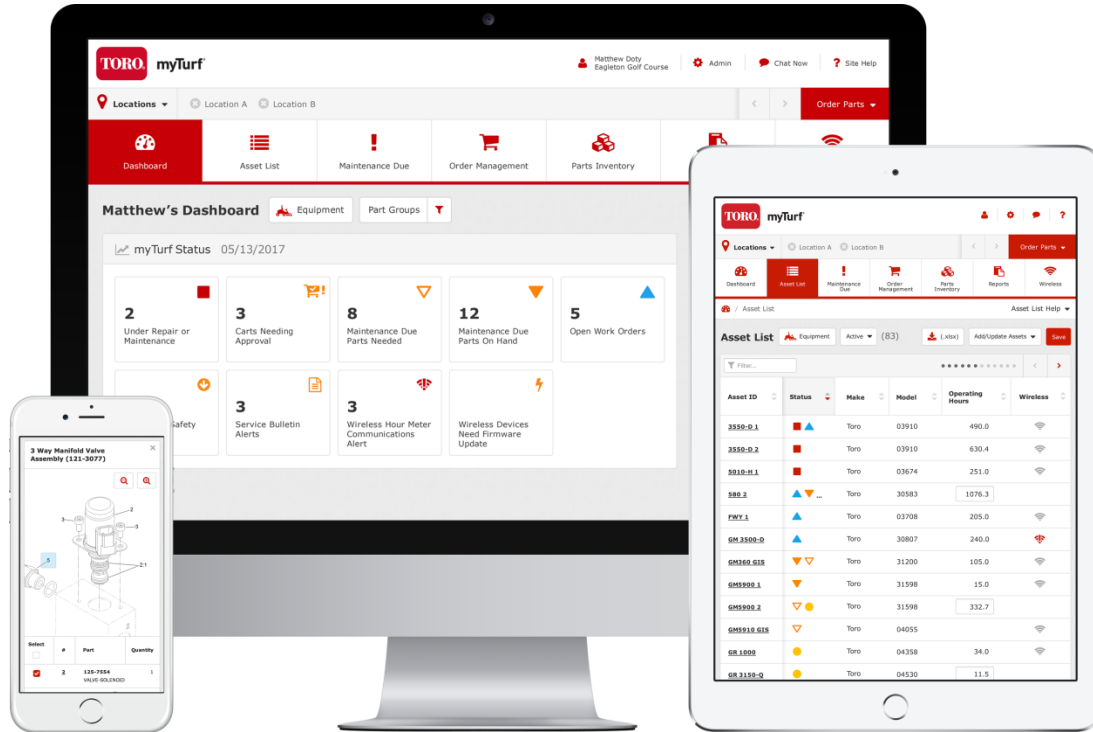


TORO



MYTURF® PRO

MANAGE COURSE
ASSETS

ACCESS REFERENCE
INFORMATION

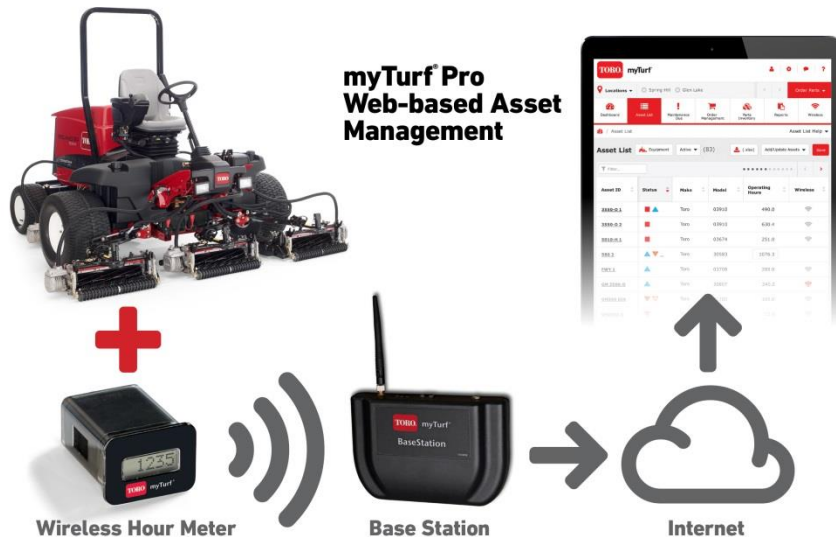
IMPLEMENT
MAINTENANCE
PLANS

ORDER & MANAGE
PARTS INVENTORY

TRACK BUDGETS &
GENERATE REPORTS

CONNECT.

- **Equipment** – Automated data from Toro & non-Toro equipment
- **Anywhere** – In your office or in the field - Mobile-enabled



Connect Assets & Maintenance Programs

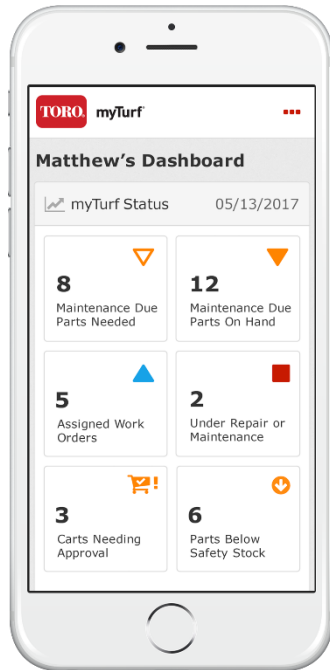
- Web-based, Multi-lingual interface
- Equipment connectivity to Track operation
- Access model/serial specific parts viewer, operator & service manuals, and product training

Advantages

- **Designed for the Real World** - Mixed-fleet capable – Including use of wireless hour meters
- **Manage Your Way** - Track cutting units separately or “assigned” to traction units

MANAGE.

- **Assets** – Equipment & irrigation products, parts, oils, and chemicals
- **Technicians** – Assign tasks and track associated labor & expense



Manage your operations, resources, and assets

- Manage one or more locations, seamlessly
- Track cutting units assigned to equipment
- Report on Cost of Ownership: maintenance, fuel, & operation

Advantages

- **Remove Guesswork** - Track work progress as technicians complete tasks
- **Save Time** - Intuitive supervisor dashboard highlights where action is needed

MAINTAIN.

- **Performance** – Automated notification of service due / coming due
- **Parts Inventory** – Order online 24/7 based on maintenance needs

The screenshot displays the myTurf Pro web application interface. At the top, there's a navigation bar with the TORO myTurf logo and user information. Below that is a dashboard with icons for Dashboard, Asset List, Maintenance Due, Order Management, Parts Inventory, Reports, and Wireless. The main content area shows a 'Master Parts Viewer' for a 'Groundsmaster 4500-D Traction Unit'. It includes model and serial numbers, a shopping cart icon, and a 'Change Cart' button. The central focus is a '3 Way Manifold Valve Assembly (121-3077)' with a table of parts and a technical drawing.

Select	#	Part	Quantity
<input checked="" type="checkbox"/>	2	125-7554 VALVE SOLENOID	1
<input checked="" type="checkbox"/>	2:1	125-7561 SEA. KIT	1
<input type="checkbox"/>	3	115-8733 SOLENOID	2
<input type="checkbox"/>	4	340-2 FITTING-STD. 3/8"ALUM	1
<input type="checkbox"/>	4:1	237-22 O-RING	1
<input type="checkbox"/>	4:2	237-42 O-RING	1
<input type="checkbox"/>	5	92-9258 4-PORTER-CI-FCX	1
<input type="checkbox"/>	6	340-86 FITTING-PC	1

Technical drawing of the 3 Way Manifold Valve Assembly (121-3077) showing various components labeled with numbers 1 through 6.

Maintain budgets and asset health and performance

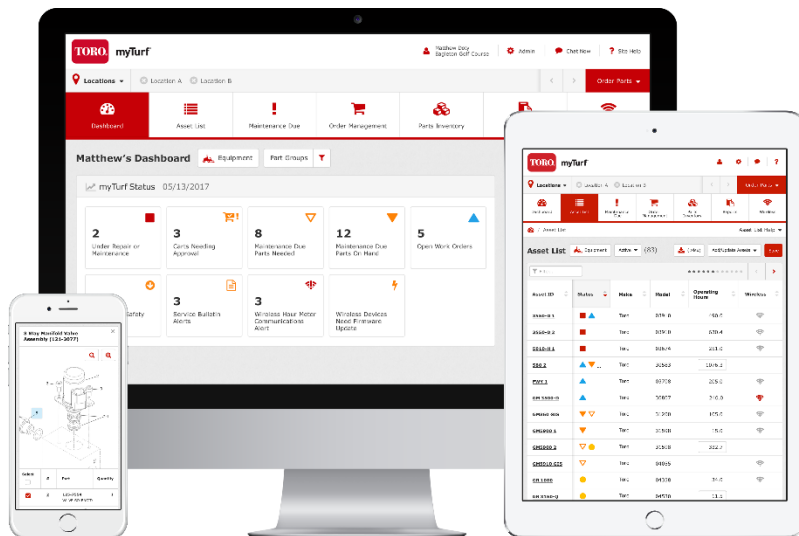
- Manage scheduled maintenance & track repairs
- Up-to-date service bulletins from Toro customer care
- Parts order recommendations

Advantages

- **Your Processes, Digitized** - Customizable maintenance schedules
- **Service Support at your Fingertips** - Request & Track service from your Toro Distributor

SIMPLIFY.

- **Professionalism** – Data-driven reporting to support decisions
- **Management** – Tools and automation to minimize manual effort



Simplify maintenance and maximize productivity

- Track detailed asset history of maintenance and repairs
- Automate manual processes & record-keeping
- Upload files linked to your Toro and non-Toro assets

Advantages

- **Made for You** – Designed specifically for Turf Maintenance Operations
- **Assistance When Needed** - Customer support from the best team in the Industry – Toro NSN®